

Grade One Safe Environment Lesson

Outcomes

The learner will be able to:

- ✓ Recognize they are special because God created them and loves them.
- ✓ Identify specific qualities that make them unique and special.
- ✓ Name people they can talk to when something is bothering them.

Part One

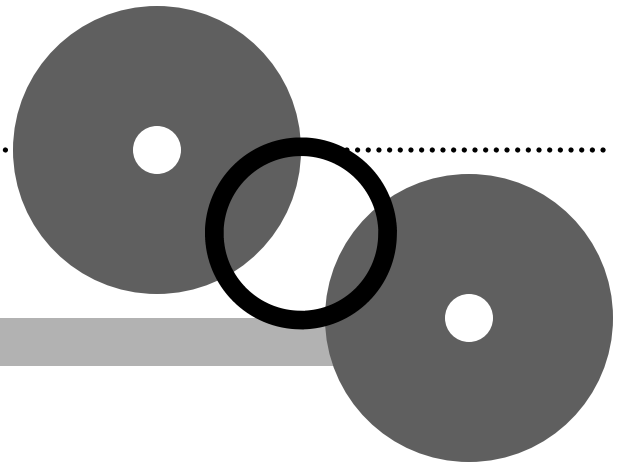
1. Welcome the students and introduce the lesson by explaining that the class will be about how special they are and how much they are loved.
2. *Utilize the Whiteboard, go to YouTube, go to the read aloud book: Incredible You! 10 ways to let your GREATNESS Shine through by Dr. Wayne Dyer*
3. Suggested Link:
<https://www.youtube.com/watch?v=KFIX7grf-hc>

Gather the following items for this lesson:

- Book: Incredible You by Dr. Wayne W. Dyer
- Drawing paper for each child
- Crayons for each child
- Pencils for each child
- A cut-out heart for each child (included-page 4)
- A Children's Bible, small table, and basket
- A large copy of the final prayer (optional; included-page 3)
- Take Home Page for each child (included-page 5)

Part Two

1. Have students identify the parts of the book and characters they remember the most. Discuss some of the questions at the end of the book, especially the one about what makes them feel scared or worried and the one to whom they can talk, when they have a problem.
2. Distribute drawing paper and crayons.
3. Invite students to draw a picture of their favorite part of the book.
4. Have each student write one or two words to describe her/his picture.
5. Share individual pictures with the whole group.
6. Discuss with the class the importance of knowing people to trust when they feel unsafe or worried. Have them name some people including family members whom they can go to in difficult situations, e.g., firefighters, police officers, teachers, doctors, nurses, etc.



Grade One
Safe Environment Lesson

Part Three

Closing Prayer: God Made Us Special

Preparation for Prayer

Give each child a cut out heart. Ask them to think of the name of a person who is special to them. Explain that during the prayer you will invite the children to write the name of the person on the heart and say it out loud.

Prayer Experience

Read the account of the sixth day of creation from a Children's Bible or use the following text: Genesis 1: 26-31

Then God wanted to make human beings who could share His beautiful creation and His love. They would be able to take care of the fish, the birds, and all the animals, large and small. So God created a man and a woman and blessed them telling them to get married and to have many children. God told them that their children would live all around the earth. God put them in charge of the fish, the birds and all the animals. God gave them all kinds of grain and fruit to eat and enough food for all the animals, too. And it was all done. God looked around at everything that was created and saw that it was very good. He was very happy. The sun went down and came up the next day. Then God rested.

Lead the children in a brief reflection by asking them to think about how special God has made us; that when God created us, God said, "It was very good." Ask them to think of the people who are special to them and to write the name of one special person on their heart. Once the children have finished writing, invite them to place their hearts in the basket and, if they want to, to say the name of the person out loud.

Conclude by inviting the children to pray the following prayer either by echoing you or by reading the large one you have displayed:

Thank you, God, Our Heavenly Father, for making us special.
Bless the people who love us and take care of us.
Help us to remember that each person is special and very good.
Amen.





PRAYER

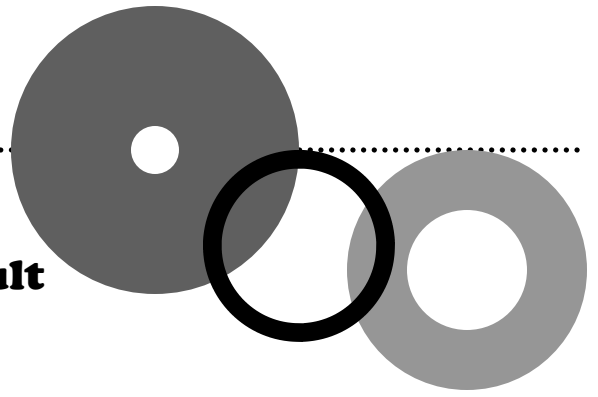
Thank you, God, Our
Father, for making us
special.

Bless the people who love us
and take care of us.

Help us to remember that
each person is special and
very good.

**Grade One
Safe Environment Lesson**





Take Home Page

Tell a Trusted Adult

Dear Parents,

One of the things we have discussed in class is the importance of identifying trusted adults. We discussed people like police officers, firefighters, doctors, teachers, nurses. Each child has identified at least one person they know whom they can talk to and trust. Discuss with your child why these people can be considered trusted adults even though they may be strangers. Have him/her draw a picture in the empty space of someone else they know and trust.

